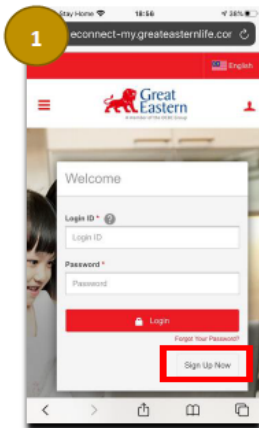


## Step by Step eConnect Sign-Up Guide

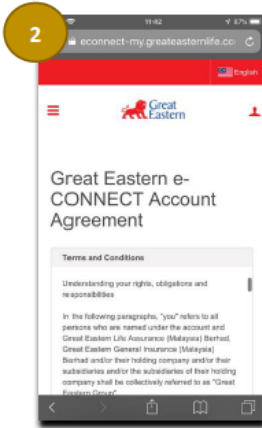
# FIRST TIME SIGN-UP eCONNECT

For first time sign up, you can go to the link below. Or under **Google Search** for econnect great eastern malaysia

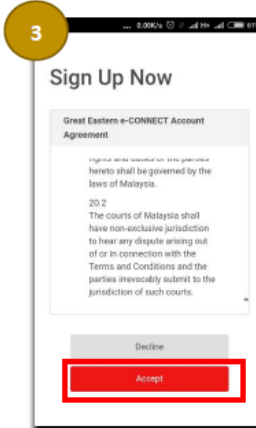
<https://econnect-my.greatasteamlife.com/econnect-new/#/login>



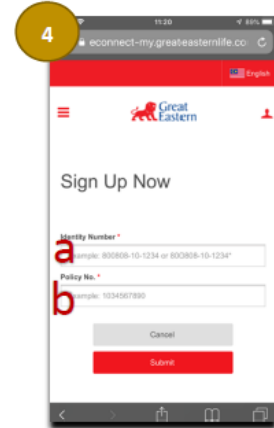
1. Press Sign—Up Now



2. Read through the terms and conditions

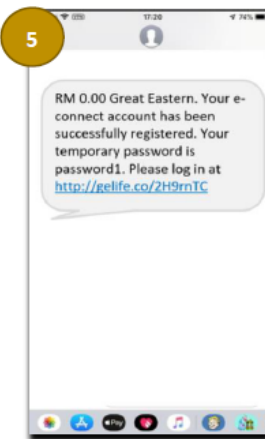


3. In order to proceed press Agree

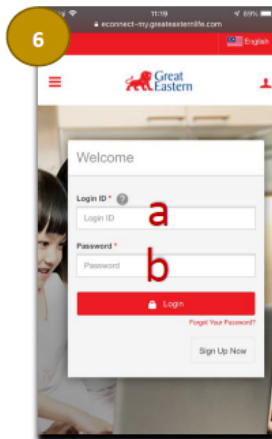


4. At this page:

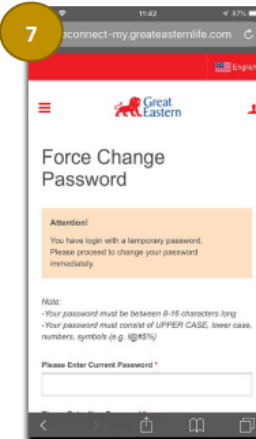
- a) Key in your IC no
- b) Key in any of your Great Eastern policy no



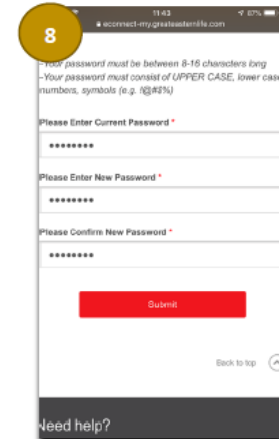
5. The temporary password will be sent to your phone that is registered with us.



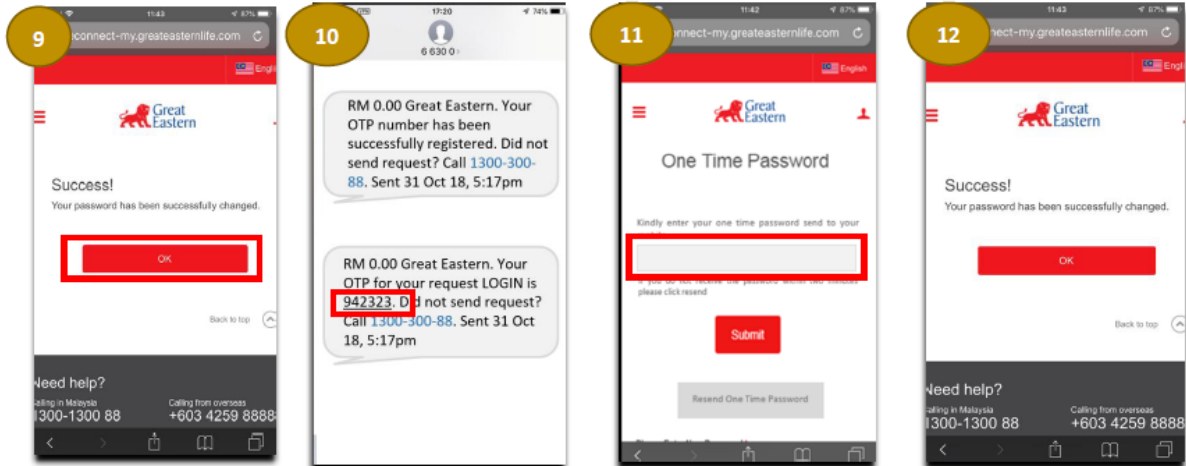
- 6. From the main page sign in
- a) Key in your IC without the dashes
- b) Enter the temporary password



7. You will need to change your password



8. After you have entered your new password, press Submit to proceed

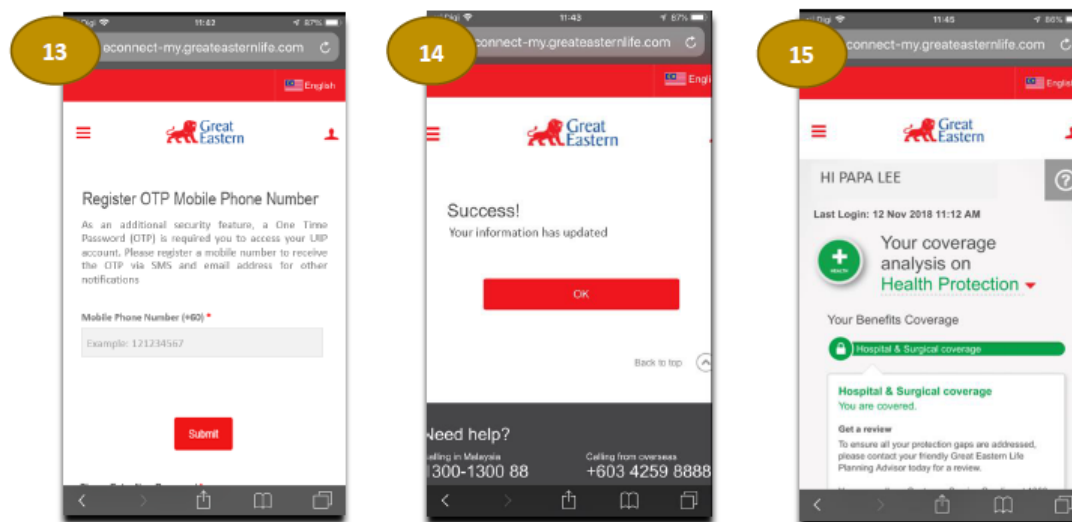


9. Then press OK

10. You will then receive a One Time Password on your handphone that is registered with us

11. Enter the One Time Password here.

12. If the password was entered successfully you will see this page. Press OK to proceed



13. You can register another handphone number or key in the same one to receive your One Time Password, then click Submit

14. Press OK to proceed to the main menu

15. Congratulations! You can now begin to use your eConnect